



Cyngor Castell-nedd Port Talbot  
Neath Port Talbot Council

# Performance Indicators





Neath Port Talbot Council






Appendix 1 - Education, Skills and Culture Cabinet Board - Key Performance Indicators - Quarter 3 ( 1st April - 31st December) - 2021/22











*Print Date: 01-Feb-2022*

## How will we know we are making a difference (01/04/2021 to 31/12/2021)?

PI Title	Qtr. 3 Actual 19/20	Qtr. 3 Actual 20/21	Qtr. 3 Actual 21/22	Qtr. 3 Target 21/22	Perf. RAG
<b>Organisation</b>					
CP/002 - Number of full day childcare places provided	2327.00	2442.00	2333.00	2400.00	 Amber
Number of places has decreased since end of Q2 (2362) but has risen compared to end of Q1 (2287). Registered numbers fluctuate through the year as settings change or vary their registered numbers. The sector is still reacting and responding to the impacts of Covid which continues to affect how they operate. Even when we have New Developments opening, there are others who deregister at the same time therefore affecting total registered places.					
CP/005 - PAM/007 - Percentage of pupil attendance in primary schools	94.02	93.83	91.18		 NA
2021/22 data is for the 2020/21 academic year. Pupil attendance continues to be affected by the Covid-19 pandemic. Whilst the number of pupils returning to school have been excellent, continued attendance has been intermittent for some who have either been required to self-isolate at home; isolate whilst waiting for the results of a PCR test or for those pupils who have contracted Covid themselves. Welsh Government have removed the need for schools and local authorities to set attendance targets for the second year running. No target set in the 2021/23 Corporate Plan due to Covid-19.					
CP/006 - PAM/008 - Percentage of pupil attendance in secondary schools	93.46	92.51	87.88		 NA
2021/22 data is for the 2020/21 academic year. Pupil attendance continues to be affected by the Covid-19 pandemic. Whilst the number of pupils returning to school have been excellent, continued attendance has been intermittent for some who have either been required to self-isolate at home; isolate whilst waiting for the results of a PCR test or for those pupils who have contracted Covid themselves. Welsh Government have removed the need for schools and local authorities to set attendance targets for the second year running. No target set in the 2021/23 Corporate Plan due to Covid-19.					
CP/007 - PAM/033 - Percentage of pupils assessed in Welsh at the end of Foundation phase	16.63			15.80	 NA
Foundation Phase assessments were not undertaken for 2021/22 (2020/21 academic year) or 2020/21 (2019/20 academic year) due to COVID-19. Data for 2019/20 (16.63%) relates to 2018/19 academic year.					

PI Title	Qtr. 3 Actual 19/20	Qtr. 3 Actual 20/21	Qtr. 3 Actual 21/22	Qtr. 3 Target 21/22	Perf. RAG
CP/008 - PAM/034 - Percentage of year 11 pupils studying Welsh first language	11.40	11.33	12.29	11.70	 Green
For the Academic Year 2020-21, there were 199 pupils studying Welsh first language from a cohort of 1,619 pupils compared to 171 from a cohort of 1,509 for 2019-20. The number of pupils studying Welsh as a first language and related percentage has increased slightly compared to Academic Year 2019-20. The figure is likely to rise steadily for the next 3 years.					
CP/014 - Percentage of 11 - 19 year olds in contact with the Youth Service (measured cumulatively over the financial year - quarterly)	27.97		22.31	21.00	 Green
At the end of quarter 3 the youth service reach with 11-19 year olds was 3,350 which equates to 22.3% of the 11-19 populations.					
CP/072 - Number of visits to our theatres	217161.00		83802.00		 NA
There has been a fall in visitor numbers to theatres compared to quarter 3 2019/20 figure due to COVID-19. No data available for quarter 3 2020/21 and no target set in the 2021/23 Corporate Plan due to COVID-19.					
CP/073 - PAM/040 - Percentage of quality Indicators achieved by the Library Service	66.67				 NA
Due to COVID a number of the Quality Indicators are currently no longer relevant or practical. A report from Welsh Government is being prepared.					
CP/074 - PAM/017 - Number of visits to leisure centres per 1,000 population	5787.94		3094.98		 NA
There has been a fall in visitor numbers to leisure centres per 1,000 population compared to quarter 3 2019/20 figure due to COVID-19. The figure is increasing steadily from quarter 2 2021/22.  No data available for quarter 3 2020/21 and no target set in the 2021/23 Corporate Plan due to COVID-19.					
PI Title	Qtr. 3 Actual 19/20	Qtr. 3 Actual 20/21	Qtr. 3 Actual 21/22	Qtr. 3 Target 21/22	Perf. RAG

CP/108- PAM/032 - Capped 9 score	342.09	369.00	378.00	345.00	 Green
This is not comparable to previous years as it is due to teacher assessments (Covid)					
CP/116 - Communities for Work – priority 1 (age 25+): number of people helped to gain training, volunteering, work experience or sustainable employment			44.00	64.00	 Red
Priority 1 continues to be those hardest to reach for engagements and job entries, but this trend is seen throughout Wales. Staff are still working from home, but during Quarter 3 were able to attend Outreach venues and events. 25+ seem reluctant to engage due the pandemic but it is hoped that referrals will pick up with targeted events to engage with this specific group. New indicator for 2021/22.					
CP/117 - Communities for Work – Priority 3 (age 16-24): number of people helped to gain training, volunteering, work experience, full time education or sustainable employment			115.00	33.00	 Green
Priority 3 continues to exceed targets as we are seeing that young people are actively seeking work. Engagements and Job Entries remain above targets. We have encouraged those who are struggling to participate in the Winter of Wellbeing programme, working alongside DWP where we run organised trips and activities to promote wellbeing. We have seen some excellent results, which is evident in the targets. New indicator for 2021/22.					
CP/118 - Communities for Work Plus – Programme for age 16+: number of people helped to gain training, volunteering, work experience, sustainable employment or those who are in “in work poverty			346.00	225.00	 Green
Referrals still coming into the programme and continue to achieve targets. Quarter 3 allowed staff to attend outreach venues and organise events for targeted work. We are also working alongside our HR department to develop systems and processes to encourage people to apply for jobs in NPTC. Our Digital Chrome Books Loan Scheme continues to be well utilised for those applying and searching for jobs.					
ELLL - EDU/015a - The percentage of final statements of special education needs issued within 26 weeks including exceptions. (measured over the calendar year - quarterly)	63.70	27.42	29.41	28.00	 Green
29.41% - 45 statements issued within the 26 week timescale (including exceptions) out of a total of 153 possible statements. The effects of the pandemic are continuing to have an adverse impact on the LA’s duty to meet the statutory timescales. This is primarily because Health professionals, particularly Community Paediatricians, are unable to provide the Advice requested within the given timeframe. Although some parents are happy to proceed without, this has not been the case for a large number of ongoing assessments.					
<b>PI Title</b>	<b>Qtr. 3 Actual 19/20</b>	<b>Qtr. 3 Actual 20/21</b>	<b>Qtr. 3 Actual 21/22</b>	<b>Qtr. 3 Target 21/22</b>	<b>Perf. RAG</b>

ELLL - EDU/015b - The percentage of final statements of special education needs issued within 26 weeks excluding exceptions. (measured over the calendar year - quarterly)	100.00	100.00	100.00	100.00	 Green
100% - 45 statements issued within the 26 week timescale (excluding exceptions) out of a total of 45 possible statements. This figure exemplifies that when there are no delayed advices from professionals, the team is able to effectively meet the 26 weeks statutory timescale.					
ELLL - LCL001 - The number of visits to public libraries during the year, per 1,000 population (measured cumulatively over the financial year - quarterly)	3971.94	534.97	1400.27	3900.00	 Red
Visits to libraries are still subject to the impacts of COVID which has reduced the number of events and activities together with the range of services.					
ELLL - PI/444 - Percentage of Year 11 pupils achieving 5 GCSEs at grades A*-C, or equivalent, including English or Welsh first language and Maths	45.81	57.83	62.75	50.00	 Green
1061 pupils achieved this indicator from a cohort of 1619 pupils - This is not comparable to previous years as it is due to teacher assessments (Covid)					